

## How to Measure?

To choose the correct size for you, measure your body as follows:

### 1. CHEST

Measure under your arms around the fullest part of your chest.

### 2. WAIST

Measure around natural waistline, keeping the tape a bit loose.

### 3. HIP

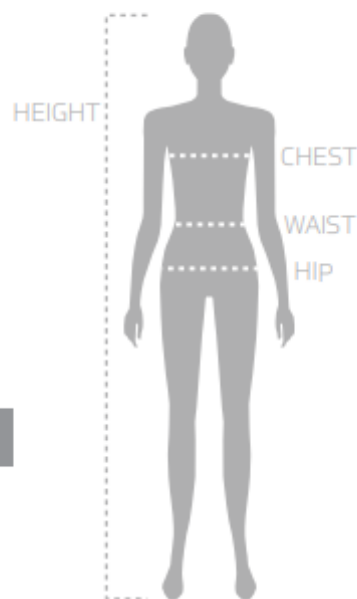
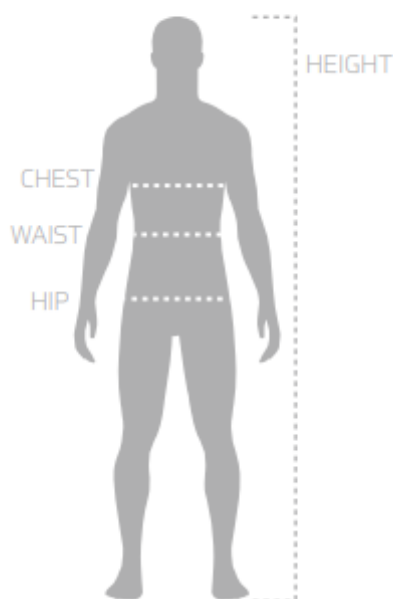
Measure around the fullest part of your body at the top of your leg.

### 4. BODY HEIGHT

## Between two sizes?

Do you like a tight fit? Go for the smaller size.  
Prefer the looser fit? Go for the larger size.

**We offer two cuts for men's cycling jerseys -**  
**RACE CUT** is a tighter, shortened, closer fitting cut.  
**CLUB CUT** is a longer more relaxed fit.



## MEN'S SIZING

	Height (cm)	Chest (cm)	Waist (cm)	Hip (cm)
X Small	165 and under	84 - 89	66 - 71	84 - 89
Small	163 - 173	89 - 94	71 - 76	89 - 94
Medium	170 - 180	97 - 102	76 - 81	97 - 102
Large	178 - 188	102 - 107	81 - 86	102 - 107
X Large	185 - 195	107 - 112	86 - 91	107 - 112
2X Large	191 and up	112 - 117	91 - 97	112 - 117
3X Large	191 and up	117 - 122	97 - 102	117 - 122

## WOMEN'S SIZING


	Height (cm)	Chest (cm)	Waist (cm)	Hip (cm)
X Small	157 and under	76 - 81	56 - 61	79 - 84
Small	155 - 165	81 - 86	64 - 69	86 - 89
Medium	163 - 173	86 - 91	69 - 74	91 - 97
Large	170 - 180	91 - 97	76 - 81	99 - 104
X Large	178 and up	99 - 104	84 - 89	107 - 112
2X Large	178 and up	104 - 109	91 - 97	114 - 119
3X Large	178 and up	109 - 114	97 - 102	119 - 127

This size guide is intended for reference only and sizing may vary according to the style, fabric and fit of the actual garment.  
For more information or to see some sizing samples, please contact us on (02)0830-7080



### Rider One

- Rider One is 160 cm tall, has a chest measurement of 86cm and a waist of 71cm
- Rider One wears a size **medium Apex Jersey** in **women's cut** and **medium Apex Bib Shorts** in standard length.
- Long length (extra 1.5 inch) can be specified at no extra cost.
- Extra long length (extra 2.5 inch) can be specified at no extra cost.
- If you prefer a looser fit, you can size up in your ladies jerseys



### Rider Two

- Rider Two is 170cm tall has a chest measurement of 93cm and a waist of 80cm
- Rider Two wears a size **large Apex Jersey** in **women's cut** and **large Apex Bib Shorts** in long length
- Long length (extra 1.5 inch) can be specified at no extra cost.
- Extra long length (extra 2.5 inch) can be specified at no extra cost.
- If you prefer a looser fit, you can size up in your ladies jerseys



### Rider Three

- Rider Three is 175cm tall, has a chest measurement of 102cm and a waist of 86cm
- Rider Three wears a size **xlarge Apex Jersey** in a **women's cut** and **xlarge Apex Bib Shorts** in long length.
- Long length (extra 1.5 inch) can be specified at no extra cost.
- Extra long length (extra 2.5 inch) can be specified at no extra cost.
- If you prefer a looser fit, you can size up in your ladies jerseys



### Rider One

- Rider One is 165 cm tall, has a chest measurement of 86cm and a waist of 82cm
- Rider One wears a size **small Apex Jersey** in **race cut** and **small Apex Bib Shorts** in standard length.
- Long length (extra 1.5 inch) can be specified at no extra cost.
- Extra long length (extra 2.5 inch) can be specified at no extra cost.
- If you prefer a looser fit, you can specify club cut in all but our **Apex Aero Jersey**.



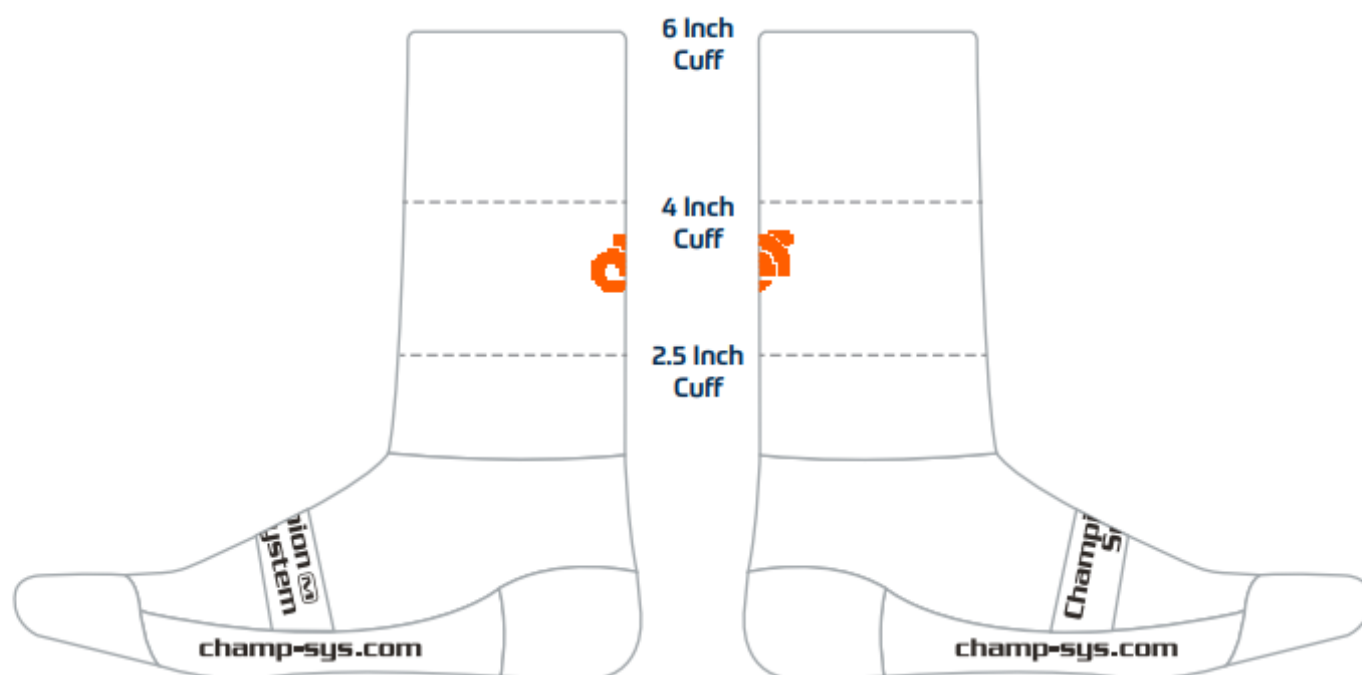
### Rider Two

- Rider Two is 175cm tall has a chest measurement of 93cm and a waist of 88cm
- Rider Two wears a size **medium Apex Jersey** in **race cut** and **medium Apex Bib Shorts** in standard length
- Long length (extra 1.5 inch) can be specified at no extra cost.
- Extra long length (extra 2.5 inch) can be specified at no extra cost.
- If you prefer a looser fit you can specify club cut in all but our **Apex Aero Jersey**.



### Rider Three

- Rider Three is 182cm tall, has a chest measurement of 109cm and a waist of 89cm
- Rider three wears a size **xlarge Apex Jersey** in a **race cut** and **xlarge Apex Bib Shorts** in long length.
- Long length (extra 1.5 inch) can be specified at no extra cost.
- Extra long length (extra 2.5 inch) can be specified at no extra cost.
- If you prefer a looser fit you can specify club cut in all but our **Apex Aero Jersey**.



Shoe Cover / Sock Size	Shoe Size				
	US Men's	US Women's	UK Men's	UK Women's	EU
<b>XS</b>	5	6	4 - 5.5	3.5 - 5	36 - 38
<b>S</b>	5 - 8	6 - 9.5	5.5 - 7.5	5 - 7	38 - 41
<b>M</b>	8 - 10	9.5 - 11	7.5 - 10	7 - 9.5	41 - 44
<b>L</b>	10 - 12	11+	10 - 11.5	9.5 - 11	44 - 46
<b>XL</b>	12+		11.5+		46+